



District 8 Code Analysis - 11/30/2021

Data extracted for Code complaint cases opened between October 1st 2018 - September 30th 2019

All Complaint Cases

Reported Complaint Type	Total	Commercial	Neighborhood	Multifamily
Land Use	612	27	576	9
Property Abatement	522	39	458	25
Structure Condition	263	31	207	25
Work Without Permit	50	5	42	3
SWS Chp 15	2	1	1	-
Total	1,449	103	1,284	62
Total Percent of Citywide Complaints	4.0%	1.5%	5.8%	0.9%

Repeat Offender, Short Term Rental, and Rooming and Boarding Home Complaint Cases

*Filtering complaint cases by complaints occurring at Repeat Offender Properties (ROP), Short Term Rentals (STR), or Rooming and Boarding Homes (RBH). Austin Code categorizes them as Operating Licenses types.

Case Code	Total	Commercial	Neighborhood	Multifamily
Repeat Offender Properties	6	-	1	5
Short Term Rentals	102	8	92	2
Rooming and Boarding Homes	-	-	-	-
Total	108	8	93	7
Total Percent of Citywide Complaints	0.3%	0.1%	0.4%	0.1%

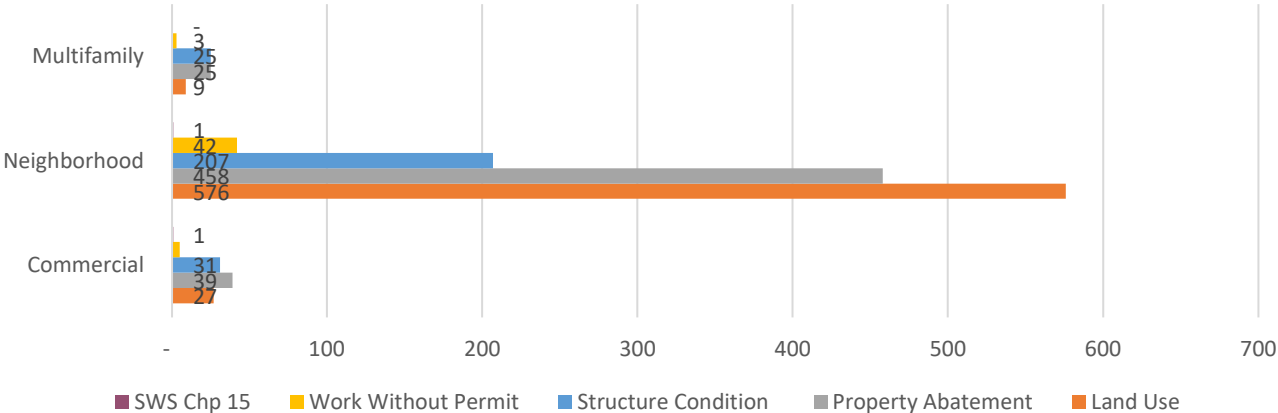
Reported Complaint Type	Total	ROP	STR	RBH
Land Use	612	1	102	-
Property Abatement	522	3	-	-
Structure Condition	263	2	-	-
Work Without Permit	50	-	-	-
SWS Chp 15	2	-	-	-
Total	1,449	6	102	-
Total Percent of Citywide Complaints	4.0%	0.2%	3.7%	0.0%

Council District Matrix - All Complaint Cases

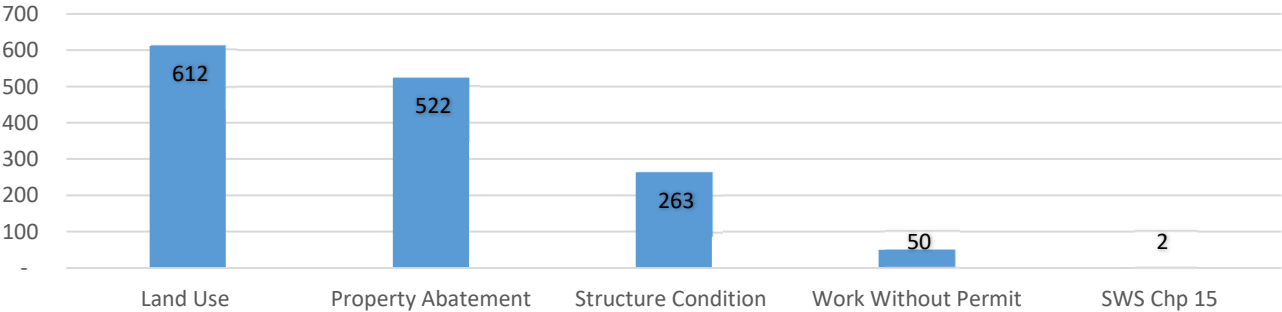
This matrix shows your Council District's percentage of total complaint cases in comparison with others.

Council District	% Total	% Commercial	% Neighborhood	% Multifamily
District 1	16.9%	11.1%	18.5%	17.7%
District 2	8.6%	10.1%	9.4%	4.4%
District 3	13.1%	18.1%	10.6%	16.2%
District 4	13.2%	9.7%	11.1%	23.4%
District 5	8.2%	4.8%	10.4%	4.3%
District 6	5.1%	4.1%	6.7%	1.1%
District 7	8.4%	11.5%	8.4%	5.4%
District 8	4.0%	1.5%	5.8%	0.9%
District 9	15.5%	24.8%	10.6%	22.2%
District 10	7.0%	4.4%	8.6%	4.4%

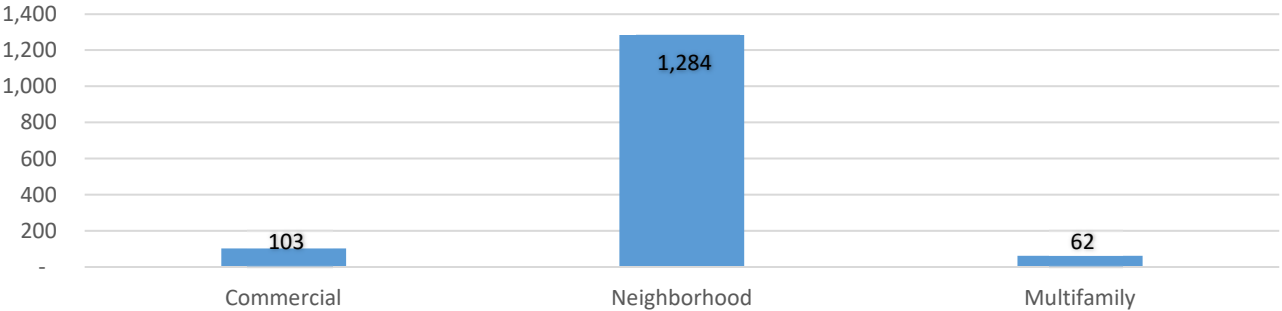
Complaint Case Types by Zoning Designation



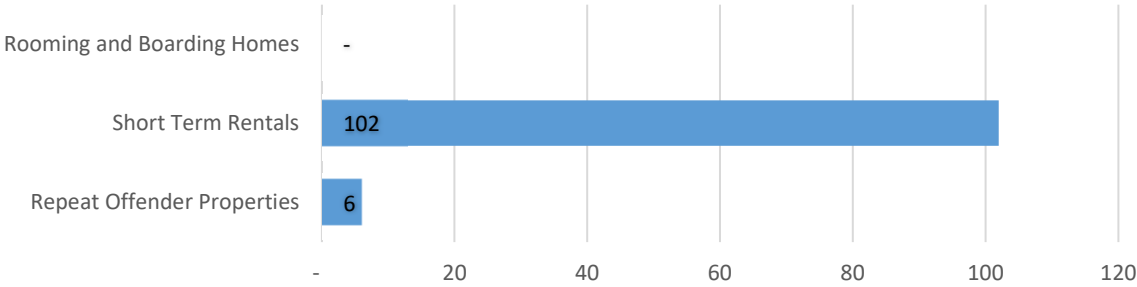
Complaint Cases by Complaint Type



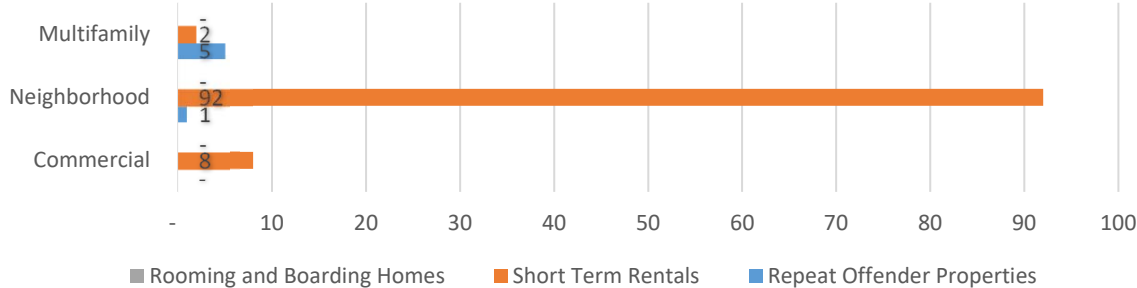
Complaint Cases by Zoning Designation



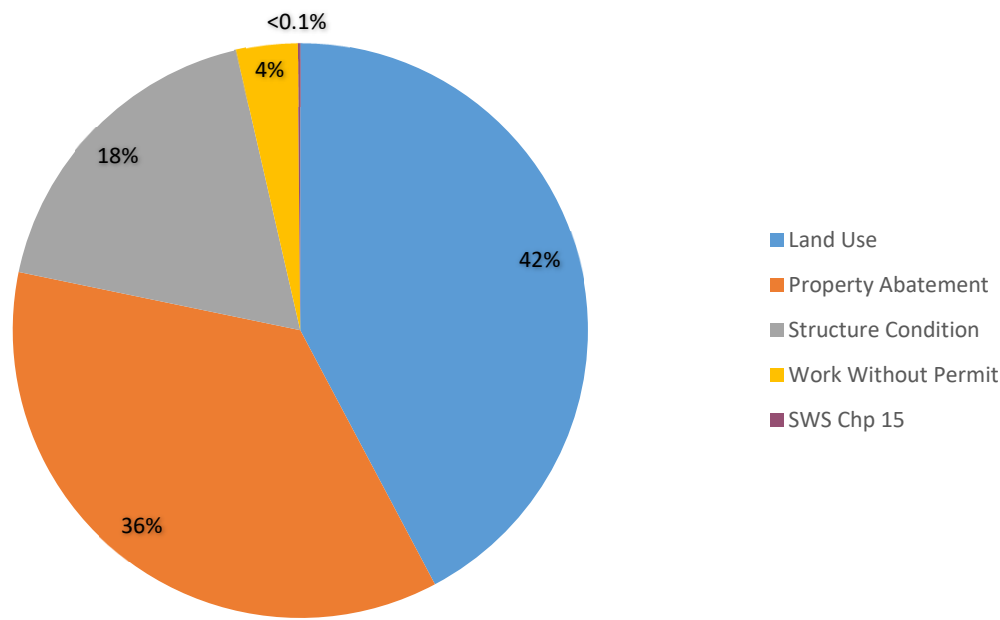
Complaint Cases by Operating License Types



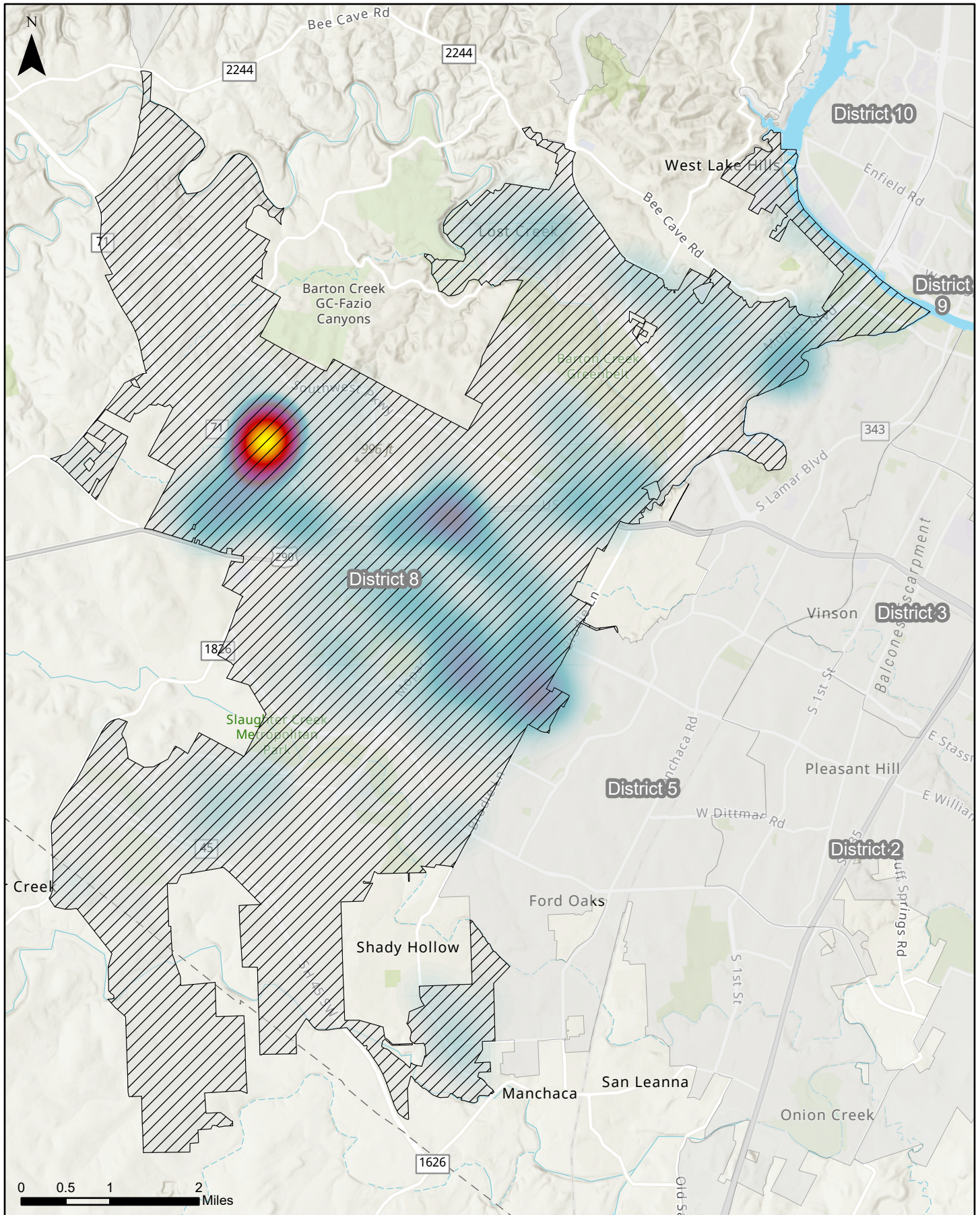
Operating License Complaint Cases by Zoning Designation



Operating License Complaint Types

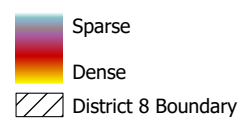


Council District 8



This map examines the density of code cases opened in District 8 between October 1, 2018 and September 30, 2019. The total number of cases opened was 1,449

Sources: AMANDA Case Management Database; GIS DM 2021



AUSTINCODE
DEPARTMENT

Map generated on:
11/12/2021